



**TRU  
SCREEN**


**Privacy & Shade.  
Anytime You Need.**



TruScreen outdoor blinds feature premium channel rails, spline, and suspension systems for exceptional durability and performance. Designed for a seamless fit, they offer a sleek sophisticated look—perfect for those who demand the best.


· TECHNICAL INFORMATION

· SYSTEM DETAILS




**Rubber Ring**

Reduces vibration from the motor and noise from the headbox. Allows for quite operation and enhanced performance.



**Suspension System**

Optimized fabric polymer channels and tension polymer ensuring optimal fabric tensions. Providing the best solution for maintaining fabric stability at all times.



**Adjustability Everywhere**

The two separate channels allow for adjustable installation in any environment.



**Performance Under Pressure**

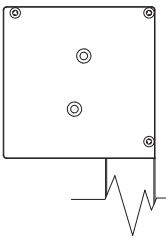
The specially designed bottom bar minimizes movement even at wide widths. While the split bottom bar caps secure the zip more effectively.

· FEATURES


- Obstacle Detection Motor
- Motor and Manual Crank available
- Blocks sunlight and UV rays, enhancing indoor energy efficiency
- Maximizes usable space
- 6 Standard Colors and span width up to 6M
- Australian Made

· SPECIFICATION

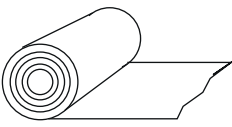
MATERIAL	ALUMINIUM 6063, CLOSED HEADBOX
WIDTH	Min 900mm Max 6000mm
DROP	Min 1000mm Max 3000mm
STANDARD COLOUR	Sand texture White, Black, Mounment Woodland Grey, Classic Cream and Paperbark
FABRICS	Fibreglass, Mesh, Clear/Tinted PVC or Acrylic Canvas
OPERATIONS	Obstacle Detection Motorisation / Manual Crank



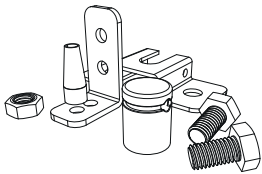
Truscreen Headbox  
135mm x 135mm



All profiles are high grade aluminium. 6 standard colours with non-standard colours available.



Various Colours  
Mesh or Canvas



All plastic parts are UV stabilized and components are Stainless Steel